
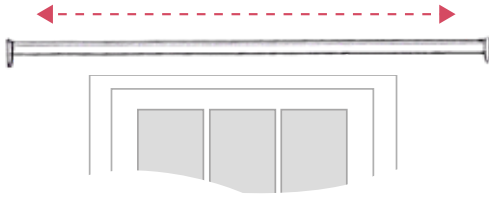


WAVE CURTAIN (TRACK)

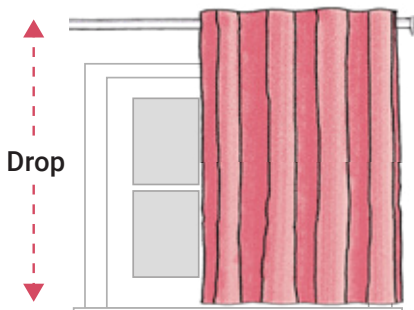
Measuring Width

Measure the total width of the track, PLUS an additional 2.5cm for the central overlap.



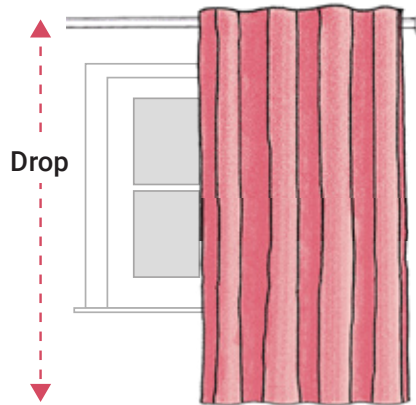
Measuring Drop

Take the measurement from the top of the track to your desired drop length.



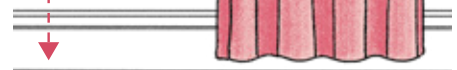
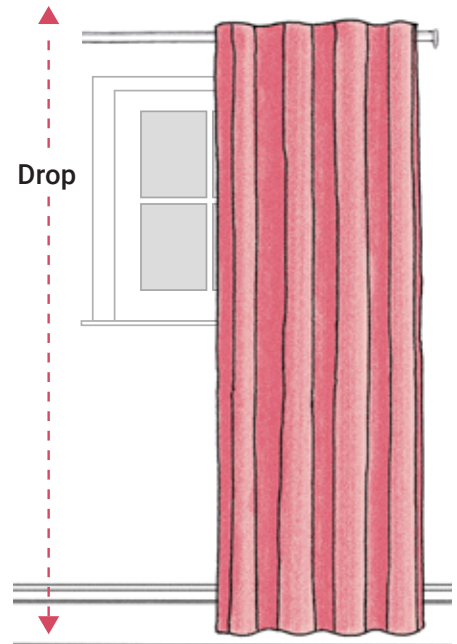
Sill Length

From the top of the track to 1cm above the sill



Below Sill Length

From the top of the track to 15cm below the sill



Full Length

From the top of the track to 3cm above the floor